

# 2023-24 Texas Academic Performance Report (TAPR)

District Name: GALENA PARK ISD

Campus Name: CUNNINGHAM MIDDLE

Campus Number: 101910044

This page is intentionally blank.





Texas Education Agency  
 2023-24 STAAR Performance (TAPR)  
 CUNNINGHAM MIDDLE (101910044) - GALENA PARK ISD - HARRIS COUNTY

	School Year	State	District	Campus	African American	Hispanic	White	American Indian	Asian	Pacific Islander	Two or More Races	Special Ed (Current)	Special Ed (Former)	Continuously Enrolled	Non-Continuously Enrolled	Econ Disadv	EB EL (Current & Monitored)
At Meets Grade Level or Above	2024	54%	53%	49%	41%	53%	63%	-	*	*	50%	19%	13%	56%	38%	47%	53%
	2023	53%	49%	52%	46%	55%	33%	*	*	*	54%	19%	63%	60%	38%	50%	J1 j BT /TT








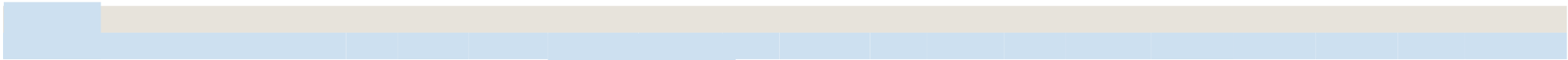





Texas Education Agency  
 2023-24 Bilingual Education/English as a Second Language (Current EB Students/EL) (TAPR)  
 CUNNINGHAM MIDDLE (101910044) - GALENA PARK ISD - HARRIS COUNTY

	School Year	State	District	Campus	Total Bilingual Education	BE-Trans Early Exit	BE-Trans Late Exit	BE-Dual Two-Way	BE-Dual One-Way	ALP Bilingual (Exception)	Total ESL	ESL Content-Based	ESL Pull-Out	ALP ESL (Waiver)	EB/EL with Parental Denial	Never EB/EL	Total EB/EL (Current)	Monitored & Former EB/EL
All Masters Grade Level	2024	27%	17%	6%	-	-	-	-	-	-	5%	-	5%	-	18%	6%	6%	10%
	2023	27%	17%	7%	-	-	-	-	-	-	7%	-	7%	-	0%	5%	6%	27%
School Progress - Annual Growth																		
All Grades Both Subjects	<b>2024</b>	<b>64%</b>	<b>68%</b>	<b>66%</b>	-	-	-	-	-	-	<b>64%</b>	-	-	-	-	-	-	-











Texas Education Agency  
 2023-24 Attendance, Graduation, and Dropout Rates (TAPR)  
 CUNNINGHAM MIDDLE (101910044) - GALENA PARK ISD - HARRIS COUNTY

	State	District	Campus	African American	Hispanic	White	American Indian	Asian	Pacific Islander	Two or More Races	Special Ed	Econ Disadv	EB/EL
Class of 2023	84.3%	86.1%	-	-	-	-	-	-	-	-	-	-	-
Class of 2022	84.3%	84.6%	-	-	-	-	-	-	-	-	-	-	-
RHSP/DAP/FHSP-E/FHSP-DLA Graduates (Longitudinal Rate)													
Class of 2023	88.6%	92.6%	-	-	-	-	-	-	-	-	-	-	-
Class of 2022	88.0%	90.4%	-	-	-	-	-	-	-	-	-	-	-
RHSP/DAP Graduates (Annual Rate)													
2022-23	38.4%	-	-	-	-	-	-	-	-	-	-	-	-
2021-22	23.6%	*	-	-	-	-	-	-	-	-	-	-	-
FHSP-E Graduates (Annual Rate)													
2022-23	4.4%	6.2%	-	-	-	-	-	-	-	-	-	-	-
2021-22	3.9%	5.6%	-	-	-	-	-	-	-	-	-	-	-
FHSP-DLA Graduates (Annual Rate)													
2022-23	82.5%	84.1%	-	-	-	-	-	-	-	-	-	-	-
2021-22	82.3%	82.8%	-	-	-	-	-	-	-	-	-	-	-

	Percent	Count
Total Grad	-	1,624
By Ethnic		
African Am		
Hispanic		7,5
White		103,009
American		1,181
Asian		19,151
Pacific Isla		57
Two or more		9,0

100.00%



There is no data for this campus.



Texas Education Agency  
2023-24 Other Postsecondary Indicators (TAPR)  
CUNNINGHAM MIDDLE (101910044) - GALENA PARK ISD - HARRIS COUNTY

There is no data for this campus.

Texas Education Agency  
2023-24 Student Information (TAPR)  
CUNNINGHAM MIDDLE (101910044) - GALENA PARK ISD - HARRIS COUNTY


--	--	--	--	--	--	--	--

--	--	--	--	--	--	--	--

--	--	--	--	--	--	--	--

--	--	--	--	--	--	--	--

--	--	--	--	--	--	--	--

--	--	--	--	--	--	--	--



Texas Education Agency  
2023-24 Student Information (TAPR)  
CUNNINGHAM MIDDLE (101910044) - GALENA PARK ISD - HARRIS COUNTY

Class Size Information	Campus	District	State
Science	19.8	19.3	18.5
Social Studies	19.8	19.9	18.8

Texas Education Agency  
 2023-24 Staff Information (TAPR)  
 CUNNINGHAM MIDDLE (101910044) - GALENA PARK ISD - HARRIS COUNTY

Staff Information	Campus		District	State
	Count/Average	Percent		
Total Staff	82.6	100.0%	100.0%	100.0%
Professional Staff	76.9	93.1%	59.4%	63.9%
Teachers	65.8	79.7%	42.7%	48.3%
Professional Support	7.1	8.6%	12.4%	11.1%
Campus Administration (School Leadership)	4.0	4.8%	2.7%	3.3%
Educational Aides	5.7	6.9%	9.6%	11.4%
<b>Librarians and Counselors (Headcount)</b>				
Full-time Librarians	0.0	n/a	20.0	4,187.0
Part-time Librarians	1.0	n/a	1.0	651.0
Full-time Counselors	2.0	n/a	45.0	13,870.0
Part-time Counselors	0.0	n/a	1.0	1,172.0
Total Minority Staff	71.8	86.9%	82.9%	54.4%
<b>Teachers by Ethnicity</b>				
African American	47.1	71.6%	30.7%	12.6%
Hispanic	7.9	12.1%	43.9%	30.1%
White	5.8	8.9%	19.8%	53.4%
American Indian	0.0	0.0%	0.4%	0.3%
Asian	2.0	3.0%	3.4%	2.1%
<b>Pacific Islander</b>	0.0	0.0%	0.0%	0.1%
Two or More Races	3.0	4.5%	4.5%	1.8%

4.5%

Texas Education Agency  
2023-24 Staff Information (TAPR)  
CUNNINGHAM MIDDLE (101910044) - GALENA PARK ISD - HARRIS COUNTY

Staff Information	Campus	District	State
Experience of Campus Leadership			
Average Years Experience of Principals	10.0	7.5	6.0
Average Years Experience of Principals with District	10.0	7.1	5.1





Texas Education Agency  
2023-24 Staff Information (TAPR)